

55m - 2.400kg

50m - 2.800kg

45m - 3.300kg

40m - 3.800kg

38m - 4.000kg

33m - 4.100kg

28m - 4.600kg

I

II

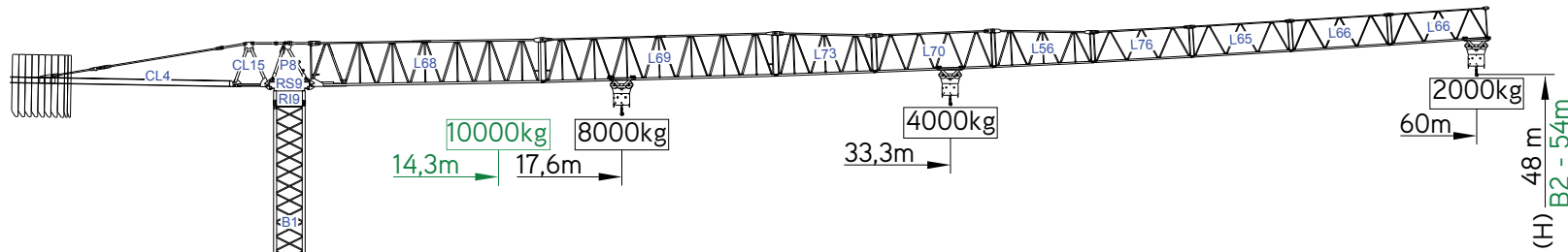
III

IV

V

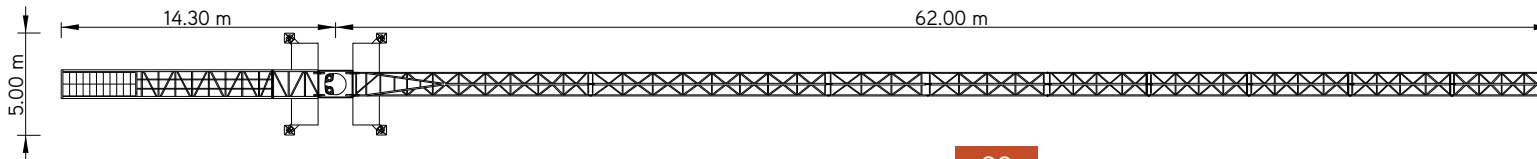
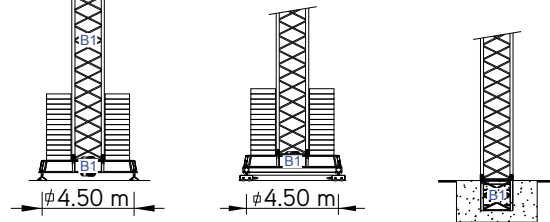
VI

VII



Cargas.Loads.Lasten.Charges.Cargos.Carichi.Yükler. ГРУЗОПОДЪЕМНОСТЬ

Icon	Jib Length (m)	Kg / m		m	Kg										
		8000	4000		18	23	28	33	38	40	45	50	55	60	
Icon 1	60m L68+L69+L73+L70+L56+L76+L65+L66+L66	33,3 m		↔	4000	4000	4000	4000	3450	3250	2830	2500	2230	2000	
		17,6 m		↔	7830	6020	4860	4050	3450	3250	2830	2500	2230	2000	
Icon 2	55m L68+L69+L73+L70+L56+L76+L65+L66	35,4 m		↔	4000	4000	4000	4000	3700	3490	3040	2690	2400		
		18,8 m		↔	8000	6430	5200	4330	3700	3490	3040	2690	2400		
Icon 3	50m L68+L69+L73+L70+L56+L76+L65	36,7 m		↔	4000	4000	4000	4000	3840	3630	3170	2800			
		19,4 m		↔	8000	6670	5390	4500	3840	3630	3170	2800			
Icon 4	45m L68+L69+L73+L70+L56+L76	38,0 m		↔	4000	4000	4000	4000	4000	3780	3300				
		20,1 m		↔	8000	6930	5610	4680	4000	3780	3300				
Icon 5	40m L68+L69+L73+L70+L56	38,2 m		↔	4000	4000	4000	4000	4000	3800					
		20,2 m		↔	8000	6980	5640	4710	4030	3800					
Icon 6	38m L68+L73+L70+L56+L76+L65	38,0 m		↔	4000	4000	4000	4000	4000						
		20,1 m		↔	8000	6930	5610	4680	4000						
Icon 7	33m L68+L73+L70+L56+L76	36,7 m		↔	4000	4000	4000	4000							
		19,4 m		↔	8000	6670	5390	4500							
Icon 8	28m L68+L73+L70+L56	34,2 m		↔	4000	4000	4000								
		18,1 m		↔	8000	6200	5000								








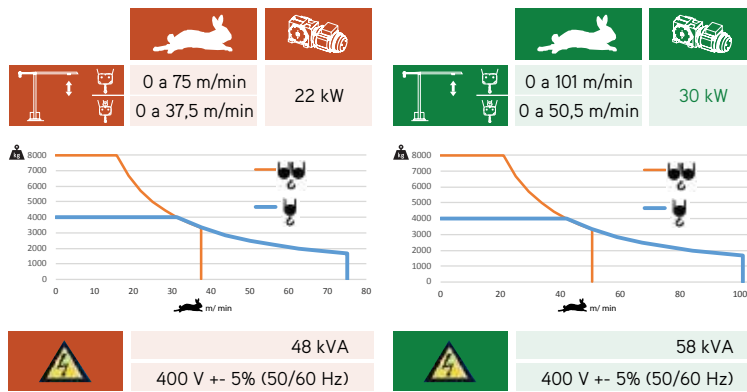
# SGT 6020TL

60m - 2.000kg

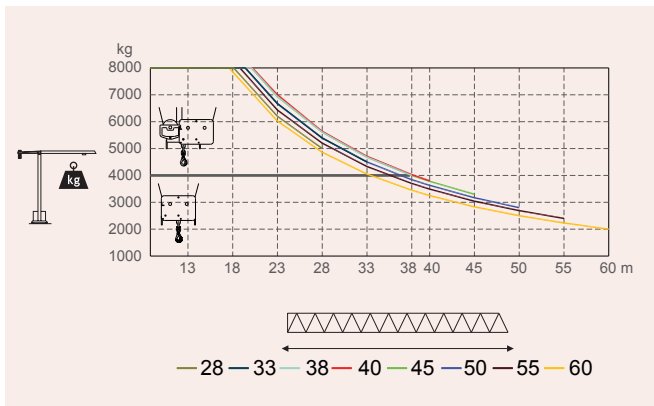

8.000Kg

Características . Characteristics . Eigenschaften  
Caractéristiques . Caratteristiche . Caratteristiche  
Özellikler . ХАРАКТЕРИСТИКИ

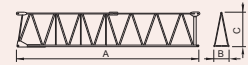
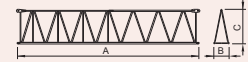

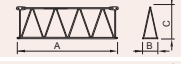

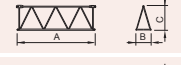

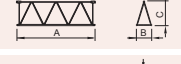
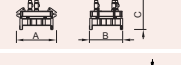

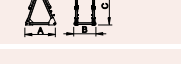
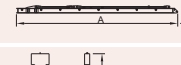
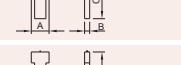
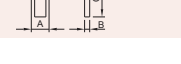
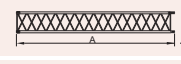
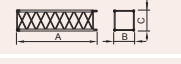

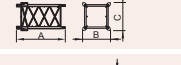
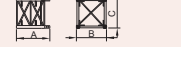
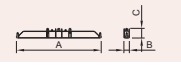
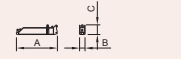
	
	0 a 1 r.p.m. 2x6,5 daN.m
	0 a 60 m/min 5,5 kW
	0-10 m/min 2x4 kW



Velocidade de elevação . Hoisting speed . Hubgeschwindigkeit . Vitesse d'élevation .  
Velocidad de elevación . Velocità di sollevamento . Kaldırma hızı (m/min) .  
Скорость подъема (м/мин)



Elementos . Parts . Teile . Éléments . Elementos . Elemento . Parçalar . ЭЛЕМЕНТЫ

		A (mm)	B (mm)	C (mm)	kg	Code
L68		11970	1900	2900	5050	531 60 20
L69		11960	1160	2260	1650	
L73		5230	1160	2260	750	
L70		6200	1160	1950	680	
L56		5200	1160	1930	590	
L76		5180	1160	1610	370	
L65		5110	1160	1610	330	
L66		5110	1160	1610	2x300 600	
RS9 RI9		2505	1700	1950	4650	
P8		2230	1300	820	830	
CL15		1850	1300	2280	985	
CL4		11400	1500	500	4000	
CP3		1160	165	3140	2x1000 2000	704 10 00
CP2		1160	330	3140	8x2000 16000	704 20 00
TOTAL					38485	
B1		12000	1620	1620	3450	508 12 00
B1		6130	1620	1620	1800	508 06 00
B1		3195	1620	1620	1070	508 06 01
B1		3195	1830	1830	1100	508 06 03
B1		1775	1600	1600	650	508 06 02
B1		6620	500	1040	1850	608 00 01
		3210	340	1040	2x950 1900	
TOTAL					3750	

SGT  
6020TL